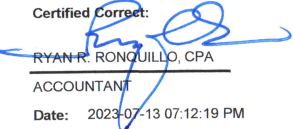


**QUARTERLY REPORT OF REVENUE AND OTHER RECEIPTS**  
As at the Quarter Ending June 30, 2023

Department : State Universities and Colleges (SUCs)  
 Agency/Entity : Tarlac State University  
 Operating Unit : < not applicable >  
 Organization Code (UACS) : 08 037 0000000  
 Fund Cluster : 05 - Internally Generated Funds

Classification/Sources of Revenue and Other Receipts	UACS CODE	REVENUE TARGET (Annual) per BESF	Actual Revenue and Other Receipts Collections				Cumulative Remittance/Deposits to Date			Variance		Remarks	
			1st Quarter Ending March 31	2nd Quarter Ending June 30	3rd Quarter Ending September 30	4th Quarter Ending December 31	Total	Remittance to BTr	Deposited with AGDB	Total	Amount		%
1	2	3	4	5	6	7	8=[(6+(-7))-8+9]	9	10	11=(9+10)	12=(8-3)	13=(12/3)	14
<b>Internally Generated Funds</b>		<b>298,840,000.00</b>	<b>130,929,146.45</b>	<b>17,497,292.20</b>	<b>0.00</b>	<b>0.00</b>	<b>148,426,438.65</b>	<b>0.00</b>	<b>0.00</b>	<b>0.00</b>	<b>(150,413,561.35)</b>	<b>-50 %</b>	
Revenue Collections		298,840,000.00	130,929,146.45	17,497,292.20	0.00	0.00	148,426,438.65	0.00	0.00	0.00	(150,413,561.35)	-50 %	
Cash Revenue		298,840,000.00	130,929,146.45	17,497,292.20	0.00	0.00	148,426,438.65	0.00	0.00	0.00	(150,413,561.35)	-50 %	
Non-Tax		298,840,000.00	130,929,146.45	17,497,292.20	0.00	0.00	148,426,438.65	0.00	0.00	0.00	(150,413,561.35)	-50 %	
Tuition Fees	4020201001	279,840,000.00	127,518,384.35	6,849,932.06	0.00	0.00	134,368,316.41	0.00	0.00	0.00	(145,471,683.59)	-52 %	
Income Collected from Students	4020201002	10,000,000.00	2,219,654.46	5,692,688.45	0.00	0.00	7,912,342.91	0.00	0.00	0.00	(2,087,657.09)	-21 %	
Income from Other Sources	4020201003	7,000,000.00	649,505.35	4,514,315.76	0.00	0.00	5,163,821.11	0.00	0.00	0.00	(1,836,178.89)	-26 %	
Others	4020221099	2,000,000.00	541,602.29	440,355.93	0.00	0.00	981,958.22	0.00	0.00	0.00	(1,018,041.78)	-51 %	
Income from Grants and Donations in Cash	4040201000	0.00	0.00	0.00	0.00	0.00	0.00	0.00	0.00	0.00	0.00	0 %	
<b>GRAND TOTAL</b>		<b>298,840,000.00</b>	<b>130,929,146.45</b>	<b>17,497,292.20</b>	<b>0.00</b>	<b>0.00</b>	<b>148,426,438.65</b>	<b>0.00</b>	<b>0.00</b>	<b>0.00</b>	<b>(150,413,561.35)</b>	<b>-50 %</b>	


Certified Correct:

  
RYAN R. RONQUILLO, CPA

ACCOUNTANT

Date: 2023-07-13 07:12:19 PM


Recommending Approval:

  
JOHN ERWIN C. PANLILIO, CPA

CHIEF FINANCE OFFICER

2023-07-14 10:27:46 AM

Approved By:

  
DR. ARNOLD E. VELASCO

AGENCY HEAD

Date: 2023-07-14 02:30:24 PM