

MONTHLY REPORT OF DISBURSEMENTS
For the month of December 2024


Department : State Universities and Colleges (SUCs)
 Agency/Entity : Tarlac State University
 Operating Unit : < not applicable >
 Organization Code (IUACS) : 08 037 000000
 Fund Cluster : 01 - Regular Agency Fund
 (e.g. IUACS Fund Cluster: 01-Regular Agency Fund, 02-Foreign Assisted Projects Fund, 03-Special Account-Locally Funded Domestic Grants Fund, etc.)


Particulars	Current Year Budget					Prior Year's Budget										Current Year's Accounts Payable				SUB-TOTAL	Trust Liabilities				Grand Total				Remarks
	PS	MOOE	FinEx	CO	TOTAL	Prior Year's Accounts Payable					Current Year's Accounts Payable					TOTAL	18=(8+17)	Trust Liabilities				Grand Total							
						PS	MOOE	FinEx	CO	Sub-Total	PS	MOOE	FinEx	CO	Sub-Total			13	14		15	16=	17=(11+16)	19	20	21	22=(19+20+21)	23	
1	2	3	4	5	6=(2+3+4+5)	7	8	9	10	11=(7+8+9+10)	12	13	14	15	16=	17=(11+16)	18=(8+17)	19	20	21	22=(19+20+21)	23	24	25	26	27=(23+24+25+26)	28		
CASH DISBURSEMENTS	54,358,614.99	8,444,397.82	0.00	1,066,592.13	63,869,604.94	0.00	0.00	0.00	0.00	0.00	0.00	886,377.03	0.00	10,203,839.40	11,090,216.43	11,090,216.43	74,959,821.37	0.00	0.00	0.00	0.00	54,358,614.99	9,330,774.85	0.00	11,270,431.53	74,959,821.37			
Notice of Cash Allocation (NCA)	54,358,614.99	8,444,397.82	0.00	1,066,592.13	63,869,604.94	0.00	0.00	0.00	0.00	0.00	0.00	886,377.03	0.00	10,203,839.40	11,090,216.43	11,090,216.43	74,959,821.37	0.00	0.00	0.00	0.00	54,358,614.99	9,330,774.85	0.00	11,270,431.53	74,959,821.37			
MDS Checks Issued	1,763,855.80	2,245,998.10	0.00	0.00	4,009,853.90	0.00	0.00	0.00	0.00	0.00	0.00	0.00	0.00	0.00	0.00	0.00	4,009,853.90	0.00	0.00	0.00	0.00	52,594,759.19	7,084,776.75	0.00	11,270,431.53	70,949,967.47			
Advice to Debit Account	52,594,759.19	6,198,399.72	0.00	1,066,592.13	59,859,751.04	0.00	0.00	0.00	0.00	0.00	0.00	0.00	0.00	0.00	0.00	0.00	0.00	0.00	0.00	0.00	0.00	0.00	0.00	0.00	0.00	0.00			
Notice of Transfer Allocations (NTA)	0.00	0.00	0.00	0.00	0.00	0.00	0.00	0.00	0.00	0.00	0.00	0.00	0.00	0.00	0.00	0.00	0.00	0.00	0.00	0.00	0.00	0.00	0.00	0.00	0.00	0.00	0.00		
MDS Checks Issued	0.00	0.00	0.00	0.00	0.00	0.00	0.00	0.00	0.00	0.00	0.00	0.00	0.00	0.00	0.00	0.00	0.00	0.00	0.00	0.00	0.00	0.00	0.00	0.00	0.00	0.00	0.00		
Advice to Debit Account	0.00	0.00	0.00	0.00	0.00	0.00	0.00	0.00	0.00	0.00	0.00	0.00	0.00	0.00	0.00	0.00	0.00	0.00	0.00	0.00	0.00	0.00	0.00	0.00	0.00	0.00	0.00		
Working Fund for FAPs	0.00	0.00	0.00	0.00	0.00	0.00	0.00	0.00	0.00	0.00	0.00	0.00	0.00	0.00	0.00	0.00	0.00	0.00	0.00	0.00	0.00	0.00	0.00	0.00	0.00	0.00	0.00		
Cash Disbursement Ceiling (CDC)	0.00	0.00	0.00	0.00	0.00	0.00	0.00	0.00	0.00	0.00	0.00	0.00	0.00	0.00	0.00	0.00	0.00	0.00	0.00	0.00	0.00	0.00	0.00	0.00	0.00	0.00	0.00		
TOTAL CASH DISBURSEMENTS	54,358,614.99	8,444,397.82	0.00	1,066,592.13	63,869,604.94	0.00	0.00	0.00	0.00	0.00	0.00	886,377.03	0.00	10,203,839.40	11,090,216.43	11,090,216.43	74,959,821.37	0.00	0.00	0.00	0.00	54,358,614.99	9,330,774.85	0.00	11,270,431.53	74,959,821.37			
NON-CASH DISBURSEMENTS	5,412,792.65	49,450.39	0.00	0.00	5,462,243.04	0.00	0.00	0.00	0.00	0.00	0.00	0.00	0.00	0.00	0.00	0.00	5,462,243.04	0.00	0.00	0.00	0.00	5,412,792.65	49,450.39	0.00	0.00	5,462,243.04			
Tax Remittance Advances Issued (TRA)	5,412,792.65	49,450.39	0.00	0.00	5,462,243.04	0.00	0.00	0.00	0.00	0.00	0.00	0.00	0.00	0.00	0.00	0.00	5,462,243.04	0.00	0.00	0.00	0.00	5,412,792.65	49,450.39	0.00	0.00	5,462,243.04			
Non-Cash Advaitment Authority (NCAA)	0.00	0.00	0.00	0.00	0.00	0.00	0.00	0.00	0.00	0.00	0.00	0.00	0.00	0.00	0.00	0.00	0.00	0.00	0.00	0.00	0.00	0.00	0.00	0.00	0.00	0.00	0.00		
Disbursements effected through outright deductions from claims (please specify...)	0.00	0.00	0.00	0.00	0.00	0.00	0.00	0.00	0.00	0.00	0.00	0.00	0.00	0.00	0.00	0.00	0.00	0.00	0.00	0.00	0.00	0.00	0.00	0.00	0.00	0.00	0.00		
Overpayment of expenses (e.g. personnel benefits)	0.00	0.00	0.00	0.00	0.00	0.00	0.00	0.00	0.00	0.00	0.00	0.00	0.00	0.00	0.00	0.00	0.00	0.00	0.00	0.00	0.00	0.00	0.00	0.00	0.00	0.00	0.00		
Restitution for loss of government property	0.00	0.00	0.00	0.00	0.00	0.00	0.00	0.00	0.00	0.00	0.00	0.00	0.00	0.00	0.00	0.00	0.00	0.00	0.00	0.00	0.00	0.00	0.00	0.00	0.00	0.00	0.00		
Liquidated damages and similar claims	0.00	0.00	0.00	0.00	0.00	0.00	0.00	0.00	0.00	0.00	0.00	0.00	0.00	0.00	0.00	0.00	0.00	0.00	0.00	0.00	0.00	0.00	0.00	0.00	0.00	0.00	0.00		
Others (e.g. TEF, BTI, Documentary Stamp Tax, etc.)	0.00	0.00	0.00	0.00	0.00	0.00	0.00	0.00	0.00	0.00	0.00	0.00	0.00	0.00	0.00	0.00	0.00	0.00	0.00	0.00	0.00	0.00	0.00	0.00	0.00	0.00	0.00		
TOTAL NON-CASH DISBURSEMENTS	5,412,792.65	49,450.39	0.00	0.00	5,462,243.04	0.00	0.00	0.00	0.00	0.00	0.00	0.00	0.00	0.00	0.00	0.00	5,462,243.04	0.00	0.00	0.00	0.00	5,412,792.65	49,450.39	0.00	0.00	5,462,243.04			
GRAND TOTAL	59,771,407.64	8,493,848.21	0.00	1,066,592.13	69,331,847.98	0.00	0.00	0.00	0.00	0.00	0.00	886,377.03	0.00	10,203,839.40	11,090,216.43	11,090,216.43	80,422,064.41	0.00	0.00	0.00	0.00	59,771,407.64	9,380,225.24	0.00	11,270,431.53	80,422,064.41			


SUMMARY

Particulars	Previous Report	This Month	As at Date
(1)	(2)	(3)	(4)
Total Disbursement Authorities Received	784,710,575.04	51,987,430.04	816,698,005.08
NCA	732,570,084.00	46,025,187.00	778,595,271.00
NTA	0.00	0.00	0.00
Working Fund	32,140,491.04	5,462,243.04	37,602,734.08
TRA	0.00	0.00	0.00
CDC	0.00	0.00	0.00
NCAA	0.00	0.00	0.00
Less: Notice of Transfer of Allocations (NTA) issued	0.00	0.00	0.00
Total Disbursement Authorities Available	784,710,575.04	51,987,430.04	816,698,005.08
Less:	0.00	0.00	0.00
Lapsed NCA Disbursements	2,352,978.51	813.02	2,353,588.53
Less: Other Non-Cash Disbursements	701,781,861.10	74,999,821.37	776,741,682.47
Disbursements effected through outright deductions from claims	0.00	0.00	0.00
Overpayment of expenses (e.g. personnel benefits)	0.00	0.00	0.00
Restitution for loss of government property	0.00	0.00	0.00
Liquidated damages and similar claims	0.00	0.00	0.00
Others (e.g. TEF, BTI, Docs Stamp, etc.)	0.00	0.00	0.00
Adjust: Adjustments (e.g. cancelled/dated checks)	0.00	0.00	0.00
Balance of Disbursement Authorities as at date	60,575,738.43	(22,973,604.35)	37,602,734.08
Total Disbursements Program	732,570,084.00	46,025,187.00	778,595,271.00
Less: Actual Disbursements	701,781,861.10	74,999,821.37	776,741,682.47
(Over/Under spending)	30,788,222.90	(28,434,634.37)	2,353,588.53

Notes: * The use of NTA is discouraged
 Notes: ** Amounts should tally with the grand total disbursement (column 27).


 RYAN R. RONCILLO, CPA
 ACCOUNTANT
 Date: 2025-01-16 05:43:58 PM


 JOHN ERWIN C. PANLILIO, CPA
 CHIEF FINANCE OFFICER
 Date: 2025-01-16 05:53:17 PM


 DR. ARNOLD E. VELASCO
 AGENCY HEAD
 Date: 2025-01-16 05:55:42 PM